






## SHOW US YOU'RE FLY 2008 Fly List

<p><b>JANUARY:</b>            Highland Dun            (Australia's Best Trout Flies Page 75)            HOOK: Kamasan B401, # 10-12            TREAD: Pearsall's silk, brown            TAIL: Bunch of brown hackle fibres            BODY: Brown tying silk palmered with brown hackle            RIB: Fine copper wire            WING: Brown speckled hen wing slips tied concave sides inward, forming a single, backward-sloping wing            HACKLE: Brown cock with two turns of badger hackle in front</p>	 <p style="text-align: center;"><i>Highland Dun</i></p>
<p><b>FEBRUARY:</b>            Orange Spinner            (Australia's Best Trout Flies Page 111)            HOOK: Kamasan B400, # 14            TREAD: Black            TAILS: Elk hairs (3)            BODY: Blend of amber Antron and orange polypropylene yarn            WINGS: White polypropylene yarn tied spent            LEGS: Elk hair (6)            THORAX: Black polypropylene and Lite Brite dubbing blend</p> <p>Material colours and hook size can be varied to imitate most species of spent adult Ephemeroptera</p>	 <p style="text-align: center;"><i>Orange Spinner</i></p>
<p><b>MARCH:</b>            Parachute Hackle Dun            (Australia's Best Trout Flies Page 55)            HOOK: Daiichi 1130, or Kamasan B100, # 12 or 14            TREAD: Brown            TAIL: Brown hackle fibres            BODY: Dubbed hare's ear fur            WING POST: Deer hair (white Hi-Vis can be substituted)            HACKLE: Stiff grizzly</p>	 <p style="text-align: center;"><i>Parachute Hackle Dun</i></p>
<p><b>APRIL:</b>            Madam X            (Australia's Best Trout Flies Page 43)            HOOK: Kamasan B830, # 6-12            TREAD: Black            TAIL: Clump of black deer hair            BODY: Black floss wound over tail butts            WING: Black deer hair with strands of Flashabou            HEAD: Black deer hair tied forward and then brought back over the wing and tied off to form a head behind the eye of the hook            LEGS: Pieces of black rubber leg material tied in where the head is formed</p>	 <p style="text-align: center;"><i>Madam X</i></p>
<p><b>MAY:</b>            Noel's Nobby            (Australia's Best Trout Flies Page 31)            HOOK: Mustard 94840 # 8-16            TREAD: Black            BODY: Chenille – pale straw or yellow, or light green            LEGS: Bunch of golden pheasant tippets tied in on each side            HEAD &amp; WINGS: Deer hair</p>	 <p style="text-align: center;"><i>Noel's Nobby</i></p>

**JUNE:**

Gold Head Pheasant Tail  
(Australian Fly Patterns - Page 106)  
HOOK: Tiemco 9300, size 12 – 14  
TREAD: Black  
TAIL: Pheasant tail  
BODY: Pheasant tail  
THORAX: Krystal Dub fiery brown  
HEAD: Medium gold bead



Tied by David Dodd

**JULY:**

Rubicon Belle  
(Australia's Best Trout Flies Page 67)  
HOOK: Kamasan B045, #12-18  
TREAD: Black  
TAIL: Red cock hackle fibres  
BODY: Squirrel blend dubbing, burnt orange, tied fine  
HACKLE: None  
WINGS: Tied across hook spent fashion in two parts, inner wing white Hi-Vis, outer edge dark dun Hi-Vis  
THORAX: Black squirrel blend dubbing wound over wing base

Outer edge of wing should be tied sparse to represent the dark edge found on most of our orange spinners. Tie the wing as sparse as possible, trim and shape to suit. To float the fly treat the wing with a silicon-type floatant. Any colours can be used with this tying method – another favourite is all black with white wings.



Rubicon Belle

**AUGUST:**

Black Marabou Muddler (AKA Jindy Muddler)  
(Australian Fly Patterns - Page 88)  
HOOK: Wet 2X long, size 8 - 12  
TREAD: Black  
TAIL: Black marabou  
BODY: Gold oval tinsel  
WING: Purple mallard and black marabou  
OVERWING: Black deer hair  
HEAD: Black deer hair, spun and clipped



Tied by Ty Smith

**SEPTEMBER:**

Reenen's Redie  
(Australian Fly Patterns - Page 189)  
HOOK: Gamakatsu SL 12S, size 2/0  
TREAD: Uni-Thread 3/0 white  
BODY: Polar Fibre white, shrimp and olive  
OVER FLASH: Comes Alive pearl root beer  
THROAT: Fluoro Fibre 'Bleeding Gill Red'  
EYES: Silver 3D eyes



Tied by Adam Royter

**OCTOBER:**

Becam Nipper  
(Australian Fly Patterns - Page 203)  
HOOK: Mustard 34044, Tiemco 81 1S, Black Magic Salt Water Fly, size 1 – 2/0  
TREAD: Fluro pink flat waxed nylon  
EYES: Spirit River 1-Balz, gold or black  
TAIL: Light gold Tiewell Fly Fur  
BODY: Pearl Mylar over which is clear V-Rib, with hot orange band of thread behind eyes  
WING: Light gold Tiewell Fly Furover which is four strands of root beer Krystal Flash



Tied by Chris Beech

**NOVEMBER:**

Fringe-Gilled Nymph

(Australia's Best Trout Flies Page 83)

HOOK: Tiemco 5263, #14

TREAD: 6/0 Waxed brown

ABDOMEN: Ostrich herls

WING-CASE: Slip of any mottled brown/grey feather

THORAX: Brown/grey rabbit/possum fur dubbing mix

BODY: Squirrel blend dubbing, burnt orange, tied fine

Tie in the three tail fibres, about same length as the body, and spread them apart with thread wound behind them. The abdomen is wound by forming a rope of the three Ostrich herls twisted together. An underbody of lead or copper wire is optional



*Fringe-Gilled Nymph*

**DECEMBER:**

Horror

(Australian Fly Patterns - Page 71)

HOOK: Wet 2X long, size 4 - 10

TREAD: Black

BODY: Dark brown chenille

RIB: Silver wire

WING: Three dark centred hen feathers or badger

HACKLE: Brown cock tied in palmer style

CHEEKS: Jungle cock

HEAD: Black



*Tied by Peter Coulson*

**Please Note:**

These flies and the descriptions have been listed as stated from the books and page No. provided. We do not expect that you have or need to rush out and purchase the exact materials or hook types listed. This is a guide and this is supposed to be fun, substitute materials will be accepted as long as the general arrangement of the fly looks the same as the original tie described.

Most of these flies have been suggested by Ian Briedson, and if you are having any difficulties with tying these then all complaints and abuse should be directed to Brack!

Regards,

Ray Clissold